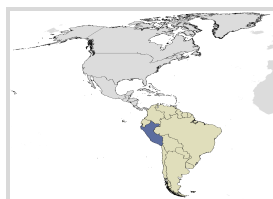


# Peru

## Human Papillomavirus and Related Cancers, Fact Sheet 2017 (2017-07-27)



### I. Key data on HPV and HPV-related cancers



Peru has a population of 11.42 millions women ages 15 years and older who are at risk of developing cervical cancer. Current estimates indicate that every year 4636 women are diagnosed with cervical cancer and 1715 die from

the disease. Cervical cancer ranks as the 1st most frequent cancer among women in Peru and the 1st most frequent cancer among women between 15 and 44 years of age. About 6.6% of women in the general population are estimated to harbour cervical HPV-16/18 infection at a given time, and 65.9% of invasive cervical cancers are attributed to HPVs 16 or 18.

**Table 1. Crude incidence rates of HPV-related cancers**

	Male	Female
Cervical cancer	-	31.3
Anal cancer	0.3	0.8
Vulva cancer	-	1.3
Vaginal cancer	-	0.1
Penile cancer	1.1	-
Pharynx (excluding nasopharynx)	0.5	0.3

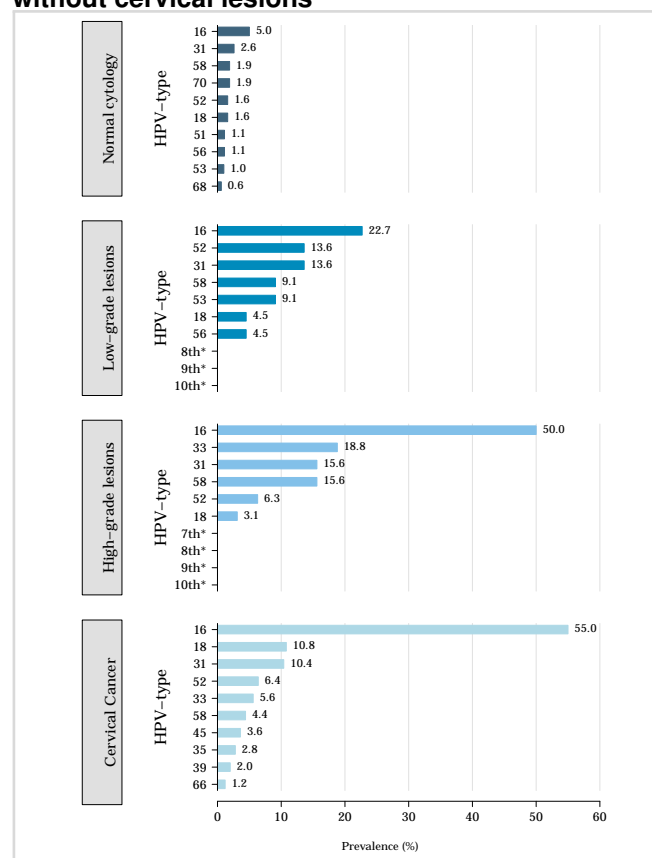
**Table 2. Burden of cervical cancer**

	Incidence	Mortality
Annual number of new cases/deaths	4636	1715
Crude rate	31.3	11.6
Age-standardized rate	32.7	12.0
Cumulative risk 0-74 years (%)	3.4	1.3
Ranking of cervical cancer (all years)	1st	2nd
Ranking of cervical cancer (15-44 years)	1st	1st

**Table 3. Burden of cervical HPV infection Peru**

	No. Tested	% (95% CI)
HPV prevalence in women with normal cytology	5338	9.1 (8.3-9.9)
HPV 16/18 prevalence:		
Normal cytology	879	6.6 (5.1-8.4)
Low-grade cervical lesions	22	27.3 (13.2-48.2)
High-grade cervical lesions	32	53.1 (36.4-69.1)
Cervical cancer	249	65.9 (59.8-71.5)

**Figure 1. Comparison of the ten most frequent HPV oncogenic types in Peru among women with and without cervical lesions**



\*No data available. No more types than shown were tested or were positive.

# Peru

## Human Papillomavirus and Related Cancers, Fact Sheet 2017 (2017-07-27)



### II. Complementary data on cervical cancer prevention

**Table 4. Factors contributing to cervical cancer (co-factors)**

Smoking prevalence (%), women	6.3 [4.7-8.0]
Total fertility rate (live births per women)	2.6
Hormonal contraception use (%) (pill, injectable or implant), among women	27.7
HIV prevalence (%), adults (15-49 years)	0.3 [0.3 - 0.4]

**Table 5. Sexual behaviour**

<b>MEN</b>	
Percentage of 15-year-old who have had sexual intercourse	15.3
Range of median age at first sexual intercourse	16.9
<b>WOMEN</b>	
Percentage of 15-year-old who have had sexual intercourse	6
Range of median age at first sexual intercourse	18.6-19.7

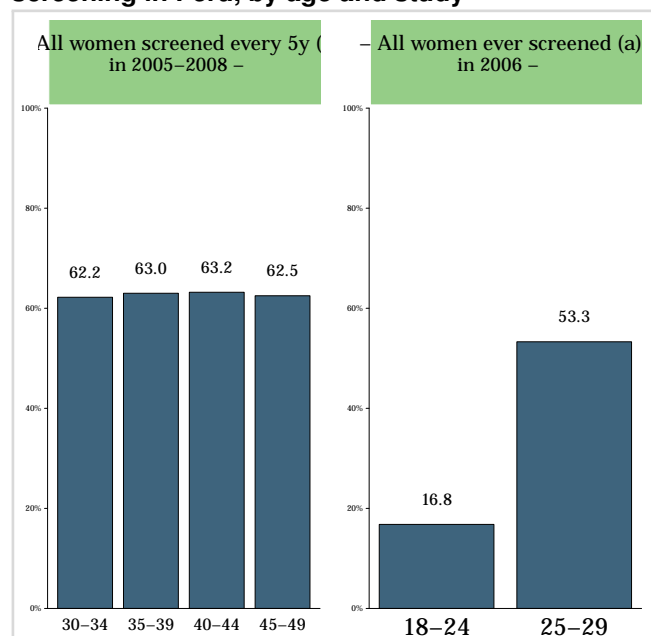
**Table 6. HPV vaccine introduction**

HPV vaccination programme	National program
Date of HPV vaccination routine immunization programme start	2011

**Table 7. Cervical screening practices and recommendations**

Cervical cancer screening coverage, % (age and screening interval, reference)	53.9% (All women aged 30-59 screened every 3y, DHS 2013 Peru)
Screening ages (years)	PAP/VIA: 30-49
Screening interval (years) or frequency of screens	Cytology/VIA every 3 years

**Figure 2. Estimated coverage of cervical cancer screening in Peru, by age and study**



<sup>a</sup> Proportion of women in the total sample of the mentioned age range in the country or region that reported having a Pap smear during a given time period (e.g., last year, last 2, 3, 5 years or ever).

**Contact information:**

ICO HPV Information Centre  
 Institut Català d'Oncologia  
 Avda. Gran Via de l'Hospitalet, 199-203  
 08908 L'Hospitalet de Llobregat (Barcelona, Spain)  
 info@hpvcentre.net  
[www.hpvcentre.net](http://www.hpvcentre.net)